



# Standard FRP

## Smooth & Pebbled



**Stain  
Resistant**



**Impact  
Resistant**



**Water  
Resistant**



**Scratch  
Resistant**



**Fire  
Rated**

**A Leading Producer of FRP**

# What is Fiberglass Reinforced Plastic (FRP)?

FRP is a homogeneous mixture of fiberglass, calcium carbonate, and resin. Available in pebble textured and smooth surfaces, FRP provides great durability for high wear and even moist environments. It's economical to install, easy to maintain and a breeze to sanitize over and over again.



## Panel Information

### FRP Panel Sizes

#### Class C Fire-rated:

Standard Panel Sizes - 4' x 8'  
4' x 9'\* (select finishes)  
4' x 10'  
4' x 12' (P100 White Only)

Panel Thickness - 3/32" or .090" (nominal)

#### Class A Fire-rated:

Standard Panel Sizes - 4' x 8'  
4' x 9'\* (P100 White Only)  
4' x 10'

Panel Thickness - 3/32" or .090" (nominal)

### FRP Ceiling Panels

#### FRP P100CP White

Size - 2' x 4' x .090" (Class C)  
2' x 2' x .090" (Class C, Class A)

#### FRP P100CP w/Gypsum

Size - 2' x 4' x 23/32" (Class A)  
.090" FRP laminated to 5/8"  
fire-rated Gypsum



Marlite Standard FRP is GREENGUARD Children & Schools Certified for low chemical emissions.

# The Industry Standard for FRP!

# Finishes

## Pebbled (\*available in 4' x 9' x 3/32")



**P 100 White**  
Class C\*  
Class A\*

**P 199 Bright White**  
Class C\*  
Class A

**P 118 Natural Almond**  
Class C\*  
Class A

**P 145 Silver**  
Class C\*  
Class A

**P 106 Beige**  
Class C  
Class A



**P 140 Ivory**  
Class C\*  
Class A

**P 440N Biscuit**  
Class C

**P 151 Light Grey**  
Class C\*  
Class A

**P 430N Medium Grey**  
Class C

**P 470N Dark Grey**  
Class C




**P 807 Black**  
Class C

Approved by Canadian Food Inspection Agency and Agriculture Canada.

Meets USDA/FSIS requirements.



## Smooth



**S 100 S/2/S White**  
Class C  
Class A

**S 100G White**  
Class C  
Class A


**S 118G Almond**  
Class C

**S 807N Smooth Black**  
Class C

**S 490N Light Grey**  
Class C  
Class A

# Trim Options

## Anodized Aluminum Trim




Inside Corner  
A550

Outside Corner  
A560

Division  
A565

Edge  
A570

## PVC Trim



Outside Corner  
M360


Inside Corner  
M350

Edge  
M370

Division  
M365



Inside Corner  
V177 135°



Outside Corner  
V179 135°

# Moldings & Guards



PVC Base Molding  
4" wide x 10' long




Outside Corner  
M660



Inside Corner  
M651



End Caps  
M625 RH  
M620 LH



PVC Outside  
Corner Guard  
M961



Stainless  
Corner Guard  
F560SS



Base Cove  
V65 3"



Butt-Joint  
Connector  
-Included with  
Base Molding  
Strips

# Installation



FRP Panels  
can be easily  
cut with a  
table saw.



Apply Marlite  
Brand Adhesive  
to the back of  
panels and apply  
to a subwall.



Adhere panel  
to subwall.



Slide division  
molding under  
edge of  
first panel.



Staple division  
molding to  
subwall along  
resealed edge.



Adhere second  
panel in place  
and repeat.

## Installation with Seam Joint



### Sealants

(10 oz. Cartridge)  
MS-250 Clear  
MS-251 White  
Color Matched

### Adhesives

(3.5 gallon cans)  
C-915 Adhesive  
Adv Polymer Adhesive  
C-551 Adhesive



Follow us on:



www.marlite.com  
800.377.1221

LIT-FRP-202101  
Effective date: 11/30/2021  
Copyright 2021