

Ceramic Steel — Panels —

DOWNTOWN STATION

exit   



Defies aggressive and polluted environments



Scratch
Resistant



Chemical
Resistant



Stain
Resistant



Bacteria
Resistant



Flame
Resistant



Graffiti
Resistant

Virtually indestructible

Like Armor for your Wall.

The most durable wall panel on the market.

What are Ceramic Steel Panels?

a3 CeramicSteel is one of the most durable surfaces available anywhere in the world. Strong, consistent and enduring, it is scratch resistant and will not corrode. It refuses stains and is colorfast. As a result, cleaning is easier, maintenance is minimal and life cycle costs are dramatically reduced.




Panel Information

Ceramic Steel Panel Sizes

Standard Panel Sizes - 4' x 8' x 1/4" (nominal)
47 3/4" x 95 3/4" x .250" (actual)
4' x 10' x 1/4" (nominal)
47 3/4" x 119 3/4" x .250" (actual)


Fire Rating - Class A

Construction - a3 CeramicSteel surface High Density Fiberboard (HDF) core Aluminum backer



Finishes

Standard Stocked Finish




525
High Gloss White




Digital & screen printing processes are used to produce customizable graphics.

Standard Non-Stock Finishes


Available with a minimum order of 2,000 square feet.



513
Stone Gray




6100-WS
Glossy White



6100L-WS
White




6501-C-WS
Black Chalkboard



7563
Bone White




PEI-14
Ivory




PEI-22
Powder Gray



PEI-28-WS
Glossy Black



PEI-118
Stone White




PEI-N-52
New White




TCM-14
Matte Black

Premium Colors

Available with a minimum order of 2,000 square feet.



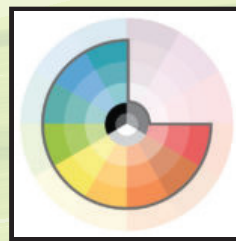
3020
Traffic Red



5015
Sky Blue



5010
Gentian Blue



Custom Matched
Color

Trim Options

Harmonizing Aluminum Trim

Durable painted aluminum trim molding harmonizes with any panel color.



Inside Corner
AC551



Outside Corner
AC560



Division
AC565



Edge
AC570

Designer Aluminum Trim

Available in Clear Satin Anodized or Harmonizing Aluminum



Ribbed
FC566



Radius
FC567



Square Channel
FC568

Anodized Aluminum Trim

Satin, Bright Satin or Black Satin Anodized aluminum trim molding for use with any panel color.



Inside Corner
FC551



Outside Corner
FC561



Division
FC565



Edge
FC570



F560SS Stainless
Corner Guard

Corner Guard

Length -

8' and 10' long

Material -


Stainless Steel

Installation Guide


a3™ Ceramic Steel Panels install using Marlite brand adhesive applied over an approved subwall, such as drywall.



step 1




step 2



step 3



step 4



LIT-A3-202101
effective date: 01/31/21
copywrite 2021

Follow us on:



www.marlite.com
(800) 377-1221