


Surface Systems® Transforming —Wall Panel System—



This. Changes. Everything.

Meet the wall that lets you shape, add dimension, and even change your mind.




Get into shape.

Add geometric elements that will turn heads.



Enter a new dimension.

Forget flat.
Add depth and be fabulous!



Change things up.

Replace damaged panels or swap them out on a whim.

Transforming the possibilities.

Marlite's Patented Transforming Wall System is a mind-blowing take on Architectural Wall Panels. Suddenly, a single wall system lets you break out of the boxy boundaries to integrate geometric shapes, add stunning dimension, and even feature magnificent graphics.

Wait ... we're just getting started!

Quick Change Panels let you easily update your wall design on the fly. Quickly remove and replace any panel individually. No fuss, no muss, no damage to surrounding panels.


How We Do It

Shapes



Why be square? Add a wide variety of dynamic geometric shapes to your wall design.

Angled Reveals




Here's a new slant on reveals. By positioning them at any angle, you can incorporate most geometric shaped panels.

Dimension



Create dramatic depth. Panels can even be contoured to provide more dimension. That's deep.

Removability



Our patented quick-change locking mechanism lets you remove and replace any panel with ease. Perfect for replacing damaged panels in high traffic areas and creating fresh focal points.

A dynamite look...

...with dynamic design flexibility

Fabulous Finishes

Talk about creative freedom! Our Transforming Wall System comes in virtually any finish you can dream up.


Signature Wood Veneer



25+ Stocked veneer species available!
Select AA grade veneer.

visit our website for more information about veneer options.

Available in 4 Premium Finishes:



Classic Clear Topcoat



Custom Stain



Grain-filled Matte



Exclusive Ultra-Gloss

Digitally Printed Graphics

Powered by:




Just imagine. Add graphics, photographic elements, and even replicate natural surfaces on your wall. With Marlite's BlueSky™ Advanced Finishing System, the possibilities are endless.



Match Woodgrain between panels.



Align logo graphics perfectly.



Swap out for a new look in minutes.



Create a large mural with virtually no interruptions.

Looking for inspiration? Visit the BlueSky Gallery at marlite.com

High Pressure Laminate

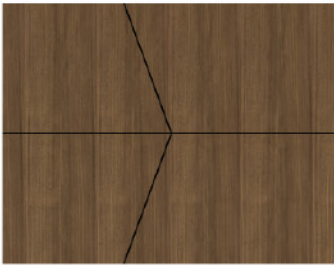
The real pressure is having so many options.




Choose from
ANY
major brand.

The Big Reveal.


From subtle to bold, check out these appealing reveal options.



1/16" Hidden Reveal



1/4" Narrow Reveal



1/2" Channel Reveal




Combination
Channel Reveal

All Together Now.

Create the perfect mix of permanent and changeable panels.


Quick Change Panels



A hidden locking mechanism allows easy panel removal and replacement. Ideal for high-traffic areas, utility access, and design variation.

Mix and Match
Panel Types
As Needed!

Fixed Panels



Fixed panels feature a traditional clip mount application for a secure, permanent installation.

Transformation. In 4 Simple Steps.

Installing the Transforming Wall System is a snap.

step
1




Attach railing to wall.

step
2



Install reveal.

step
3



Install bottom of panel
to the rail and push flush.

If using Quick Change Panels

step
4

A phone app is used to find the locking mechanism that holds the Quick Change Panel in place.



The Nitty Gritty.

Our Transforming Wall Panel specifications.

Standard Panel Sizes - Minimum 8" x 8", Maximum 4' x 4' (nominal)

Custom Panel Sizes - Up to 4' x 8' (nominal)

Panel Thickness - 3/4", For thickness variation - Minimum 3/4", Maximum 1 1/2".

Panel Construction - Finish / Face, Medium Density Fiberboard (MDF) core, backer (if necessary)



LIT-SS-202001
effective date: 07/01/20
copyrite 2020

Follow us on:



www.marlite.com
(800) 377-1221