

Artizan™

Digitally Printed FRP



Powered by:



Just Imagine. (We'll do the rest)

Extremely durable top-coat. Easy to clean and sanitize. No Minimum Orders.



BlueSky™ IS putting your world on a wall!

What is Artizan™ Digitally Printed FRP?

Artizan™ beauty is displayed on 4'x8' and 4'x10' Fiberglass Reinforced Plastic (FRP) Panels, digitally printed with your design. The panels perform in even the toughest environments. Features and benefits include:



Powered by BlueSky™, Fueled by Imagination.

DIGITAL PRINTER



High Speed Printing
80,000 Print Nozzles
Solvent-free Printing

SPRAY BOOTH



Sani-coat spray applied topcoat
Seven low temp curing zones

Why BlueSky™?



Endless Options

Put whatever's in your imagination on a wall.



Fast & On Demand

No minimum quantities and quick delivery



Quality you see

Print vibrant hi-res imagery (up to 600 DPI).



Eco-friendly

Water-based ink and coatings eliminate harmful emissions.



Unbeatable Value


Replicate natural materials at a fraction of the cost.

You have options!

Start your design by choosing the best way to capture your vision.



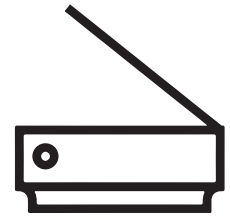
**Choose From
Our Online
Gallery**
Nearly 200 Designs!



**Send/Upload
a Photo**



**7,000+
Sherwin Williams
Solid Colors**



**Send Something
to be Scanned**

Visit www.marlite.com and see our Library of images to spark your imagination.



Trim Options & Panel Installation

TRIM OPTIONS

Designer Aluminum Trim



Ribbed F566



Radius F567



Square Channel F568

Harmonizing Aluminum Trim



Anodized Aluminum Trim



White PVC Trim



For a complete list of available trim options visit our website: www.marlite.com

PANEL JOINERY

SIMPLIFIED INSTALLATION



FRP Panels are easily trimmed on a table saw.



Spread adhesive over the back of the panel.



Roll panel after installation.



Use only Marlite approved adhesives.

SILICONE SEAM JOINT



Slide Panels Together



Roll Panels



Tape and Apply Silicone



Smooth it out



Remove Tape



Finished Product!

BUTT-JOINT (for smaller spaces)



Slide Panels Together



Roll Panels

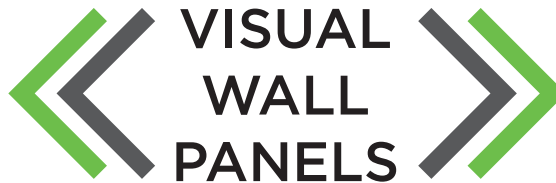
NOTE:

Butt-joint Installation is a process meant for smaller spaces. See preparation and installation details for more information.

PANEL SPECS

Standard Panel Sizes - 4'x8'x3/32" (nominal)
- 4'x10'x3/32" (nominal)

Fire Ratings: Class III/C & Class I/A
Meets USDA/FSIS Requirements



LIT-FRP-202103
effective date: 01/31/21
copywrite 2021

Follow us on:



www.marlite.com
(800) 377-1221